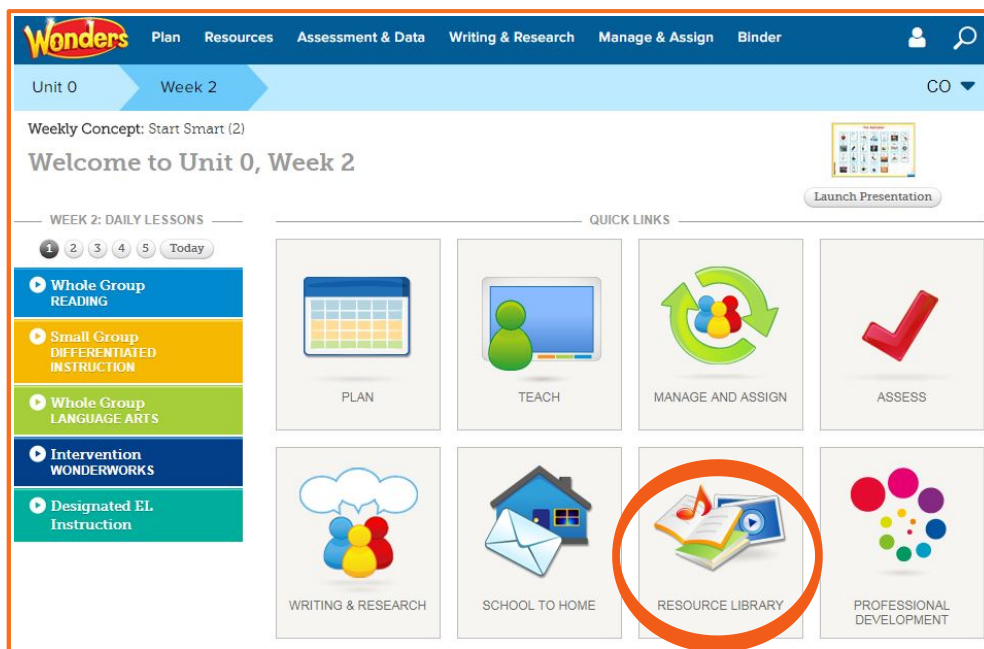


## Placement and Diagnostic Assessment Overview

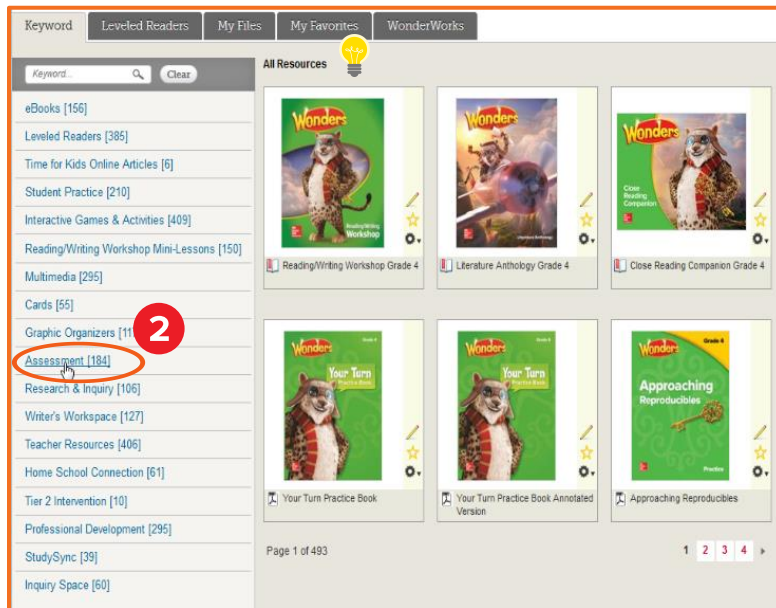
### Overview

In this printable, you'll learn how to access the *Placement and Diagnostic Assessment* handbook and will review key items to guide you during placement testing.

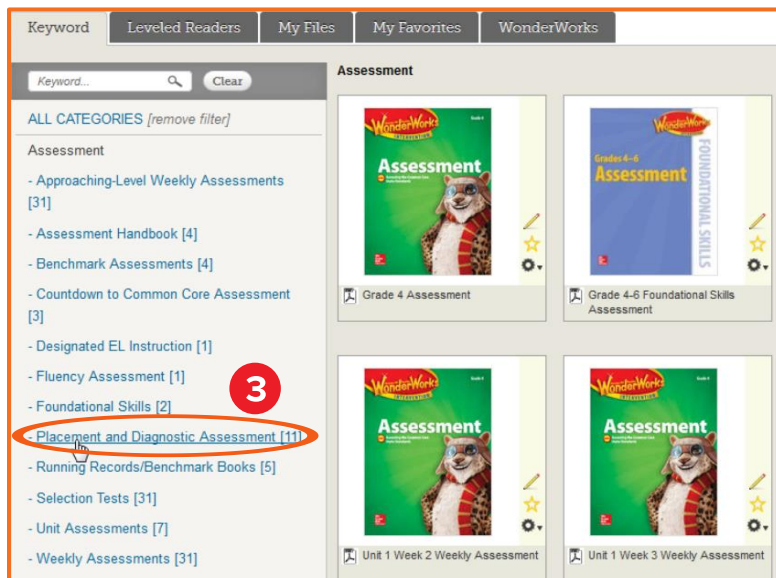
1. Click Resources.



2. Click Assessment.

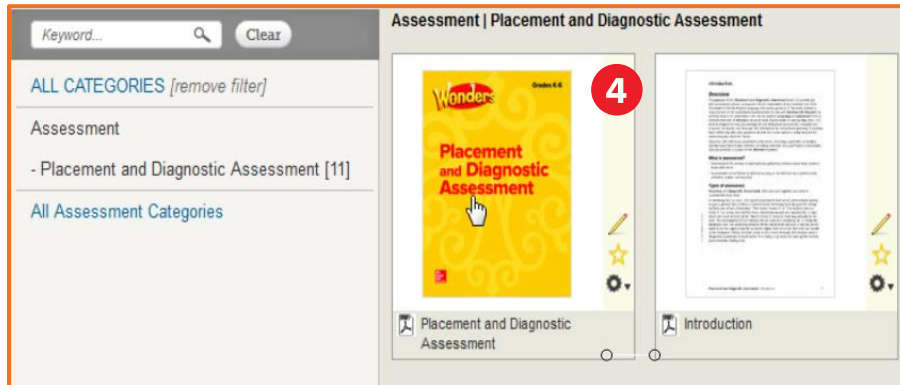


3. Click Placement and Diagnostic Assessment.



4. Click Placement and Diagnostic Assessment.

- The *Placement and Diagnostic Assessment* is located both online and in print.
- The assessment contains resources for Grades K–6.



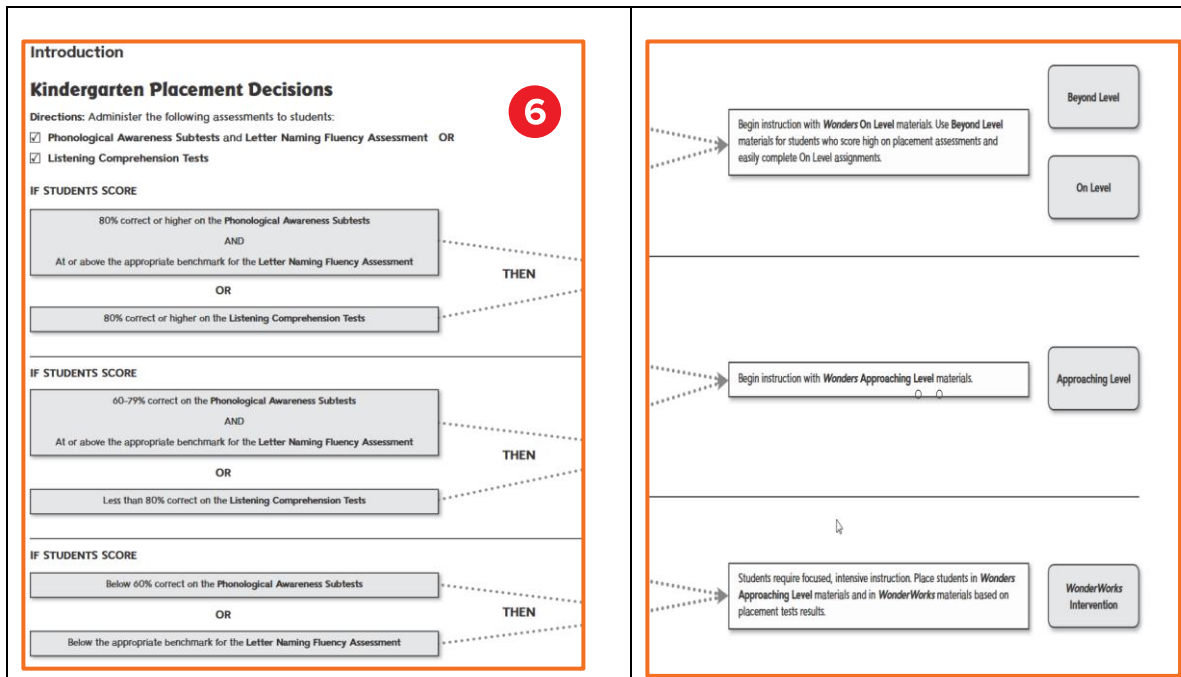
5. Navigate to Placement Decisions for Grade K.

- Navigate to the grade level that you teach.
- The **Placement Decisions** chart allows you to adequately place your students according to their placement test results.

Table of Contents	
<b>Introduction</b>	
Assessment Overview .....	1
Placement Assessments .....	3
<b>Placement Decisions for Grade K</b> .....	4
Placement Decisions for Grade 1 .....	6
Placement Decisions for Grades 2–3 .....	8
Placement Decisions for Grades 4–6 .....	10
Using Multiple Measures .....	12
Assessment Planning and Pacing Guide .....	13
Assessment Record Sheet .....	14
Assessments in this Book .....	15
Screening Options .....	16
Diagnostic Options .....	25
Other Assessment Opportunities .....	28
Quick Checks Observations Form (Primary) .....	30
Quick Checks Observations Form (Intermediate) .....	31
<b>Phonological and Phonemic Awareness</b>	
Overview .....	34
Phonological Awareness Subtests .....	36
Phonemic Awareness Subtests .....	46
<b>Letter Naming and Sight Words for Grades K–2</b>	
Letter Naming Fluency Assessment .....	72
Sight Word Fluency Assessment .....	74

6. Navigate to **Assessment Planning and Pacing Guide** on page 13.

- The directions tell you which assessments to use in order to make your placement decisions. Students may be Beyond Level, On Level, Approaching Level, or Intervention.



7. Explore pages 13–27.

- Pages 13–27 review which assessments are available, the record sheet for each student, screening options, and the general testing schedule guide.

**Introduction** 7

**Assessment Planning and Pacing Guide**

Beyond the initial placement of students into the appropriate *Wonders* level of materials, students need to be tested periodically to determine whether they are progressing on a grade-level or faster pace. Many teachers administer these progress monitoring or benchmark tests on a regular schedule throughout the year: fall, winter, and spring, or over a regular period of time, such as every four to six weeks. The chart that follows provides a general testing scheduling guide.

ELA Component	Assessment	Grade Level					
		K	1	2	3	4	5
Phonological and Phonemic Awareness	Phonological Awareness Subtests	Beginning, Middle, and End of Year			Only if needed		
	Phonemic Awareness Subtests	Beginning, Middle, and End of Year			Only if needed		
Letter Naming and Sight Words	Letter Naming Fluency	Beginning, Middle, and End of Year	Beginning and Middle of Year			Not Applicable	
	Sight Word Fluency	End of Year	Beginning, Middle, and End of Year			Not Applicable	
Phonics and Decoding	Phonics Survey	Beginning, Middle, and End of Year			Only if needed		
Fluency	Oral Reading Fluency	Not Applicable	Middle and End of Year	Beginning, Middle, and End of Year			
	Running Records*	Middle and End of Year	Every Three to Four Weeks				
	Informal Reading Inventory	Not Applicable	Beginning, Middle, and End of Year				
Spelling	Inventories of Developmental Spelling	End of Year	Beginning, Middle, and End of Year				
Vocabulary	Critchlow Verbal Language Scales	Middle and End of Year	Beginning, Middle, and End of Year				